








# The Good Samaritan Sensory Story

| Story   | See   | Hear          | Suggested Resources/Activities   |
|---|---|---------------|--|
| A man went on a journey between two towns. The road was very dangerous because of robbers.  | Walking man<br>                | Footsteps     | Tap feet and on legs/arms in time with the stepping sounds.  |
| Some robbers jumped out at the man and stole all his things, even his clothes! They left him on his own and went away.  | Robbed man<br>                | Ouch yell!    | Small saris. Hiding under fabric- playing peek-a-boo style interaction game.   |
| Sometime later, a priest came past on his horse. Priests were supposed to help people but when he saw the man he didn't want to get his hands dirty so he carried on his journey and didn't stop to help. | Priest<br>                    | Horse walking | Hand massage using cream.  |
| Later one of the men from the robbed man's village came past. He saw the man but was late and it was getting dark so he carried on his journey and didn't stop to help.                                   | Levite<br>                   | Horse walking | Hand held lights. Tracking light balls and tea lights.   |
| Later on a man from an enemy village went past. The two villages had been fighting for a long time and they didn't get on very well...  | Samaritan<br>                | Horse walking | Bandages or long lengths of fabric to wrap. Bandage up arms or deep pressure squeezing on arms or legs.                |
| ...but this man stopped to help the man who had been robbed. He bandaged him up and put him on his horse and took him to the next village. He paid for the man to be looked after until he was better.    | Robbed man looked after<br> | Drinking      | Coins, money bags. Feel money<br> |

**Disclaimer:** This resource is provided for informational and educational purposes only. As this resource refers to sensory activities, sometimes including food items/ingredients, you must ensure that an adequate risk assessment is carried out prior to using this resource. This resource is not taste-safe. You must contact a suitably qualified professional if you are unsure. Twinkl is not responsible for the health and safety of your group or environment. Please be aware that learners should be supervised at all times due to potential hazards with handling and exploring sensory objects, particularly young or vulnerable learners. Sensory activities can engage learners in their play and learning, but supervising adults should check for allergens and assess any potential risks before the activity and only proceed if it is safe to do so, for example, even the shallowest amount of water can be extremely dangerous. Learners should wash their hands before and after these activities.